

6-Port Outdoor L2 Lite Managed Switch

GWN7710R

The GWN7710R is a 6-Port (5GE+1SFP) Outdoor Lite Managed PoE Switch that features an IP66-rated waterproof and dustproof casing to protect against harsh weather conditions, including rain, snow, and high temperatures. To ensure a stable and powerful network performance, the GWN7710R supports flexible and complex traffic segmentation with global or per port VLANs, provides DSCP/802.1p QoS priority management modes, bandwidth control, and storm control. It provides 4 Gigabit ports that provide passive PoE++ output, 1 Gigabit port with PoE++ input, and one 2.5G SFP port. The GWN7710R can be managed in a variety of ways, including locally through web user interface, through the cloud with GDMS, and on-premises with GWN Manager. This outdoor lite managed switch supports pole, DIN-rail, and wall-mounted installation to support a variety of outdoor and indoor applications. With the GWN7710R, users can build scalable, secure, high-performance, and easy-to-manage business networks for outdoor locations, hotels, restaurants, parks, campuses, public areas, and more.



Gigabit

5 Gigabit RJ45 ports (4 PoE output ports, 1 PoE input port)



PoE

IEEE 802.3 at/af or 24V/48V DC passive PoE out, Up to 60W on Port 1 and up to 30W on Port 2-4; Supports PoE Watchdog function



SFP Fiber Port for long-distance transmission



DHCP Snooping - Only allow DHCP packets from trusted ports to keep the enterprise DHCP environment safe



IP66 dustproof and waterproof rating; Wide operating temperature range: -40°C and 60°C



Supports convenient and intelligent local Web configuration, GWN Manager, and GDMS Network Management



STP/RSTP to guarantee fast convergence, ensure network stability and provide link load balance and redundancy





Built-in QoS allows for prioritization of network traffic

Network Protocol	IPv4, IEEE 802.3i, IEEE 802.3u, IEEE 802.3ab, IEEE 802.3x, IEEE 802.1p, IEEE 802.3af, IEEE 802.3at
Communication Ports	<ul style="list-style-type: none"> • 5x Gigabit Ethernet Ports • 1x 1G/2.5G SFP Port
Power Supply	<ul style="list-style-type: none"> • 12V-57V DC input • Standard PoE /PoE+/PoE ++
PoE In and PoE Out Ports	<ul style="list-style-type: none"> • PoE In: Port 5; • PoE Out: Port 1 - Port 4
PoE Output	<ul style="list-style-type: none"> • Standard PoE output Mode (Default) • Passive 24VDC or 48VDC output Mode (Configured via UI)
PoE Output Power Budget	<ul style="list-style-type: none"> • Powered by Standard PoE In (802.3af/at/bt): 802.3af input: 3W output budget 802.3at input: 15W output budget 802.3bt input: 60W output budget • Powered by DC In (12V~57V): DC In>12V: 60W output budget DC In>24V: 72W output budget DC In>36V: 100W output budget <p>Note: When using the DC input, the budget of PoE output depends on the external DC input power.</p>
Max Output Power Per Port	<ul style="list-style-type: none"> • Standard PoE output Mode: Port 1 - Port 4 up to 30W on each PoE port; • Passive PoE output Mode: Port 1: 4-pair 48V DC up to 60W or 4-pair 24V DC up to 30W Port 2 - Port 4: 2-pair 48V DC up to 30W or 2-pair 24V DC up to 15W <p>* Note:</p> <ul style="list-style-type: none"> •4-Pair: Powered on pins: 1,2,4,5(+),3,6,7,8(-) •2-Pair: Powered on pins: 4,5(+),7,8(-)
Auxillary Ports	1x Reset Pinhole
Forwarding Mode	Store-and-forward
Total non-blocking throughput	6Gbps
Switching Capability	15Gbps
Jumbo Frame	2K/3K/4K/5K/6K/7K/8K/9K/12K/15K
Forwarding Rate	11.16Mpps
Packet Buffer	4Mb
MAC	8K MAC address capacity
VLAN	<ul style="list-style-type: none"> • Supports up to 32 VLANs (Out of 4K VLAN IDs) • port-based VLAN, 802.1Q VLAN
LAG	3
Multicast	IGMP snooping, Report Message Suppression
QoS	<ul style="list-style-type: none"> • Auto prioritization of the incoming port of the packet • Supports port priority, 802.1P priority, and DSCP priority • Bandwidth control • Rate limit
DHCP	DHCP client
Maintenance	Backup and restore, System reboot, Factory reset, Firmware upgrade, Support MAC address search, SNMP, LLDP Monitoring including port statistics, Port mirroring, Cable test, and Ping
Security	<ul style="list-style-type: none"> • Storm control • DHCP Snooping • Spanning Tree • Loop prevention • PoE Watchdog
Mounting	Pole/Wall-Mount/DIN-Rail
LED Indicators	<ul style="list-style-type: none"> • Per device System on : Green • Per Ethernet port Link/Activity: Green; • Per Passive PoE out port 48VDC: Orange • Per Passive PoE out port 24VDC: Blue • Support LED indicator switch
ESD	± 16kV Air, ± 16kV Contact
Environmental	<ul style="list-style-type: none"> • Operating Temperature: -40 to 60 °C (-40 to 140 °F) • Storage Temperature: -40 to 70 °C (-40 to 158 °F) • Operating Humidity: Support IP66 waterproof • Storage Humidity: 10% to 95% Non-condensing
Dimensions (LxWxH)	Unit: 210 x 150 x 52mm Package: 466 x 286 x 258mm
Weight	Unit: 0.75KG Entire Package :1.35 KG
Package Content	1x Switch, Rack-mounting Standard Brackets , 1x QIG,4x assembled screw, 4x expansion screw ,2 x Metal straps,1x Phoenix connector
Compliance	FCC, CE, RCM, IC

GWN7710R PoE & VLAN Feature

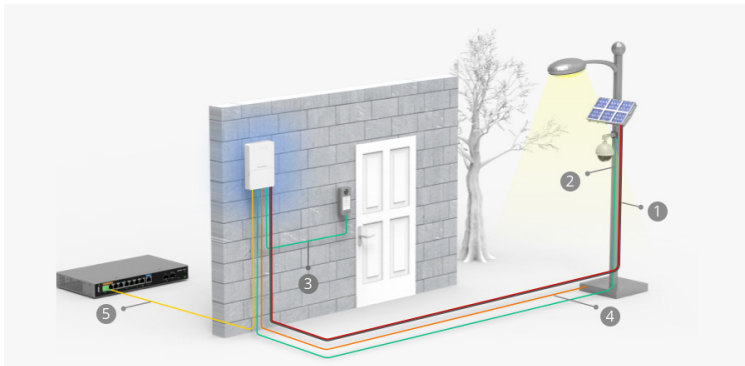
1. The switch will maintain PoE power supply during the soft restart to ensure data such as camera feeds are not lost.
2. Real-time dynamic display and control of PoE power to detect anomalies in a timely manner.
3. PoE port supports dynamic configuration for non-standard 24VDC and 802.3af/at to ensure the compatibility with various APs and cameras.
4. Support PoE++ and DC input, suitable for solar and switch cascaded power supply.
5. Supports port VLAN and 802.1Q VLAN, allowing users to flexibly divide VLANs according to the requirements.

Passive PoE output Mode

PINS	T568A Color	T568B Color	2-Pair	4-Pair
1	 white/green stripe	 white/orange stripe		DC +
2	 green solid	 orange solid		DC +
3	 white/orange stripe	 white/green stripe		DC -
4	 blue solid	 blue solid	DC +	DC +
5	 white/blue stripe	 white/blue stripe	DC +	DC +
6	 orange solid	 green solid		DC -
7	 white/brown stripe	 white/brown stripe	DC -	DC -
8	 brown solid	 brown solid	DC -	DC -

*4-Pair: power on pins 1,2,4,5(+) 3,6,7,8(-) *2-Pair: power on pins 4,5(+) 7,8(-)

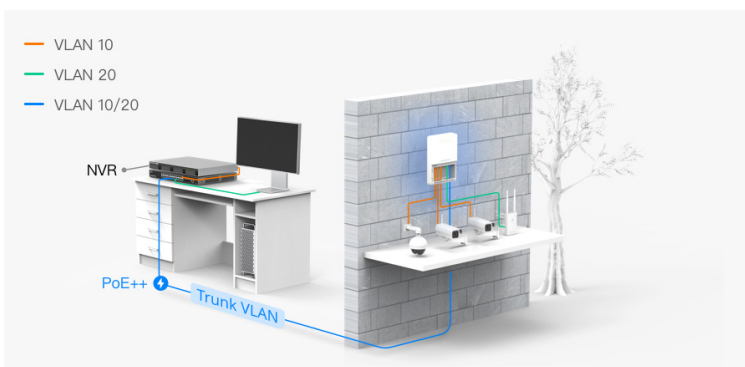
Deployment Case: Solar DC + Fiber Optic Cable



- Port 1:** 24/48V DC 4 Pair Passive PoE Camera
- Port 2:** 802.3af PoE IP Video Intercom System
- Port 3:** 24/48V DC IR LED Night Vision Lighting for Surveillance
- Port 6 (SFP):** SFP Optical Port
- DC Terminal:** Solar/Battery powered, 12-57V DC

- ① Solar/Battery DC Power Supply Cable
- ② ③ ④ Power over Ethernet Cable (PoE/Passive PoE 24V DC)
- ⑤ Optical Fiber for Long Distance Transmission

Deployment Case: PoE++ RJ45 Power and Data



- Port 1:** 24V/48V DC 4 Pair Passive PoE Camera
- Port 2:** 24V DC 2 Pair Passive PoE Camera
- Port 3:** 802.3af PoE Camera
- Port 4:** Outdoor Wi-Fi AP GWN7630LR
- Port 5:** PoE++ RJ45 Input